

---

---

業績ハイライト情報

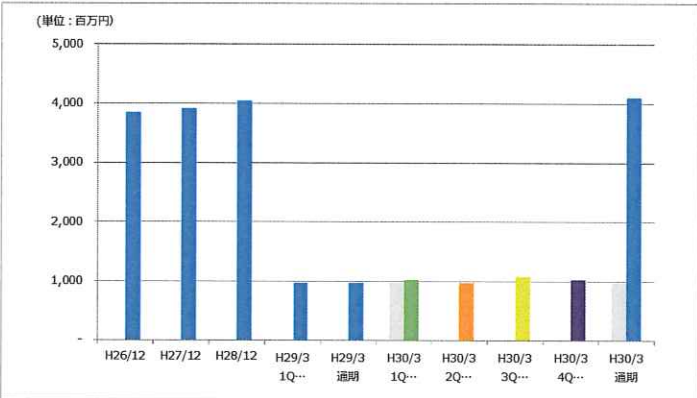
---

---

平成30年3月期-第2四半期-

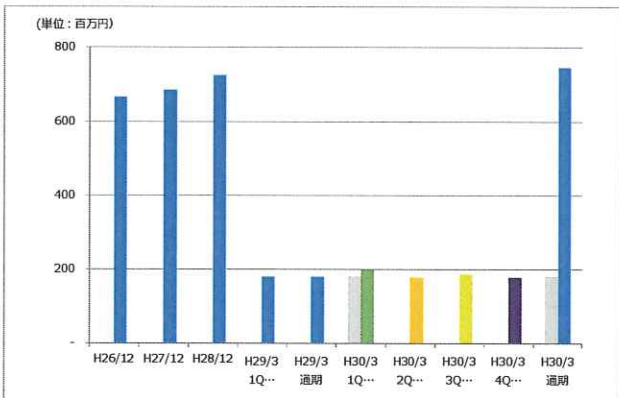
[当期実績又は計画] 第1四半期 第2四半期 第3四半期 第4四半期  
 通期

売上高



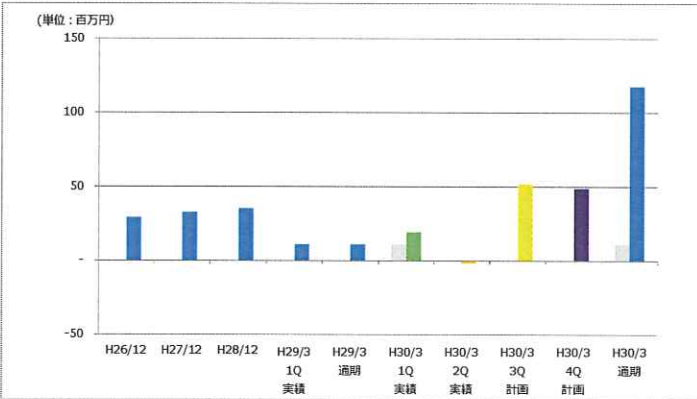
|     | H26/12 | H27/12 | H28/12 | H29/3<br>1Q<br>実績 | H29/3<br>通期 | H30/3<br>1Q<br>実績 | H30/3<br>2Q<br>実績 | H30/3<br>3Q<br>実績 | H30/3<br>4Q<br>実績 | H30/3<br>通期<br>計画 |
|-----|--------|--------|--------|-------------------|-------------|-------------------|-------------------|-------------------|-------------------|-------------------|
| 売上高 | 3,848  | 3,910  | 4,043  | 971               | 971         | 1,026             | 975               | 1,075             | 1,025             | 4,101             |
|     |        |        |        |                   |             |                   |                   |                   |                   | 計画数値              |
|     |        |        |        |                   |             |                   |                   |                   |                   | 24.4%             |
|     |        |        |        |                   |             |                   |                   |                   |                   | 47.6%             |
|     |        |        |        |                   |             |                   |                   |                   |                   | 73.2%             |
|     |        |        |        |                   |             |                   |                   |                   |                   | 97.6%             |
|     |        |        |        |                   |             |                   |                   |                   |                   | 0                 |
|     |        |        |        |                   |             |                   |                   |                   |                   | 0                 |
|     |        |        |        |                   |             |                   |                   |                   |                   | 0                 |
|     |        |        |        |                   |             |                   |                   |                   |                   | 971               |
|     |        |        |        |                   |             |                   |                   |                   |                   | 422.2%            |

売上総利益



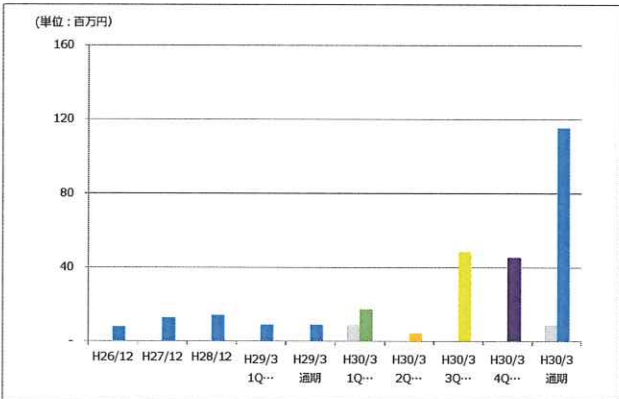
|       | H26/12 | H27/12 | H28/12 | H29/3<br>1Q<br>実績 | H29/3<br>通期 | H30/3<br>1Q<br>実績 | H30/3<br>2Q<br>実績 | H30/3<br>3Q<br>実績 | H30/3<br>4Q<br>実績 | H30/3<br>通期<br>計画 |
|-------|--------|--------|--------|-------------------|-------------|-------------------|-------------------|-------------------|-------------------|-------------------|
| 売上総利益 | 666    | 685    | 725    | 180               | 180         | 200               | 179               | 188               | 179               | 746               |
|       |        |        |        |                   |             |                   |                   |                   |                   | 計画数値              |
|       |        |        |        |                   |             |                   |                   |                   |                   | 27.2%             |
|       |        |        |        |                   |             |                   |                   |                   |                   | 51.6%             |
|       |        |        |        |                   |             |                   |                   |                   |                   | 77.2%             |
|       |        |        |        |                   |             |                   |                   |                   |                   | 101.5%            |
|       |        |        |        |                   |             |                   |                   |                   |                   | 0                 |
|       |        |        |        |                   |             |                   |                   |                   |                   | 0                 |
|       |        |        |        |                   |             |                   |                   |                   |                   | 0                 |
|       |        |        |        |                   |             |                   |                   |                   |                   | 180               |
|       |        |        |        |                   |             |                   |                   |                   |                   | 413.5%            |

営業利益



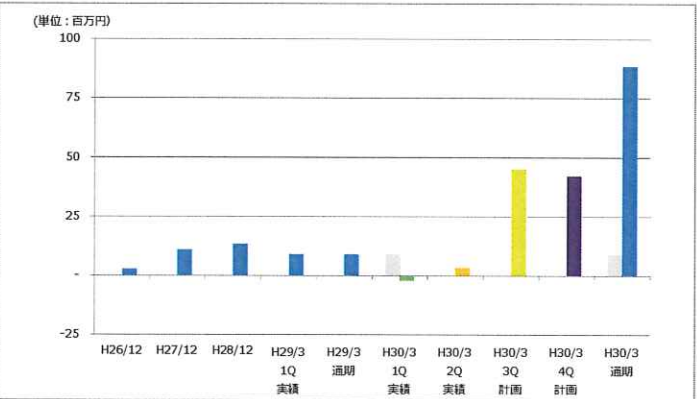
|      | H26/12 | H27/12 | H28/12 | H29/3<br>1Q<br>実績 | H29/3<br>通期 | H30/3<br>1Q<br>実績 | H30/3<br>2Q<br>実績 | H30/3<br>3Q<br>実績 | H30/3<br>4Q<br>実績 | H30/3<br>通期<br>計画 |
|------|--------|--------|--------|-------------------|-------------|-------------------|-------------------|-------------------|-------------------|-------------------|
| 営業利益 | 29     | 32     | 35     | 11                | 11          | 19                | -2                | 52                | 48                | 118               |
|      |        |        |        |                   |             |                   |                   |                   |                   | 計画数値              |
|      |        |        |        |                   |             |                   |                   |                   |                   | 53                |
|      |        |        |        |                   |             |                   |                   |                   |                   | 48                |
|      |        |        |        |                   |             |                   |                   |                   |                   | 52                |
|      |        |        |        |                   |             |                   |                   |                   |                   | 48                |
|      |        |        |        |                   |             |                   |                   |                   |                   | 201               |
|      |        |        |        |                   |             |                   |                   |                   |                   | 9.6%              |
|      |        |        |        |                   |             |                   |                   |                   |                   | 8.8%              |
|      |        |        |        |                   |             |                   |                   |                   |                   | 34.5%             |
|      |        |        |        |                   |             |                   |                   |                   |                   | 58.5%             |
|      |        |        |        |                   |             |                   |                   |                   |                   | 0                 |
|      |        |        |        |                   |             |                   |                   |                   |                   | 0                 |
|      |        |        |        |                   |             |                   |                   |                   |                   | 0                 |
|      |        |        |        |                   |             |                   |                   |                   |                   | 11                |
|      |        |        |        |                   |             |                   |                   |                   |                   | 175.0%            |
|      |        |        |        |                   |             |                   |                   |                   |                   | #DIV/0!           |
|      |        |        |        |                   |             |                   |                   |                   |                   | #DIV/0!           |
|      |        |        |        |                   |             |                   |                   |                   |                   | #DIV/0!           |
|      |        |        |        |                   |             |                   |                   |                   |                   | ####              |

経常利益



|      | H26/12 | H27/12 | H28/12 | H29/3<br>1Q<br>実績 | H29/3<br>通期 | H30/3<br>1Q<br>実績 | H30/3<br>2Q<br>実績 | H30/3<br>3Q<br>実績 | H30/3<br>4Q<br>実績 | H30/3<br>通期<br>計画 |
|------|--------|--------|--------|-------------------|-------------|-------------------|-------------------|-------------------|-------------------|-------------------|
| 経常利益 | 8      | 13     | 14     | 9                 | 9           | 17                | 4                 | 48                | 45                | 115               |
|      |        |        |        |                   |             |                   |                   |                   |                   | 計画数値              |
|      |        |        |        |                   |             |                   |                   |                   |                   | 50                |
|      |        |        |        |                   |             |                   |                   |                   |                   | 45                |
|      |        |        |        |                   |             |                   |                   |                   |                   | 48                |
|      |        |        |        |                   |             |                   |                   |                   |                   | 45                |
|      |        |        |        |                   |             |                   |                   |                   |                   | 188               |
|      |        |        |        |                   |             |                   |                   |                   |                   | 9.2%              |
|      |        |        |        |                   |             |                   |                   |                   |                   | 11.5%             |
|      |        |        |        |                   |             |                   |                   |                   |                   | 37.2%             |
|      |        |        |        |                   |             |                   |                   |                   |                   | 61.3%             |
|      |        |        |        |                   |             |                   |                   |                   |                   | 0                 |
|      |        |        |        |                   |             |                   |                   |                   |                   | 0                 |
|      |        |        |        |                   |             |                   |                   |                   |                   | 0                 |
|      |        |        |        |                   |             |                   |                   |                   |                   | 9                 |
|      |        |        |        |                   |             |                   |                   |                   |                   | 193.1%            |
|      |        |        |        |                   |             |                   |                   |                   |                   | #DIV/0!           |
|      |        |        |        |                   |             |                   |                   |                   |                   | #DIV/0!           |
|      |        |        |        |                   |             |                   |                   |                   |                   | #DIV/0!           |
|      |        |        |        |                   |             |                   |                   |                   |                   | ####              |

税引前当期純利益



|          | H26/12 | H27/12 | H28/12 | H29/3<br>1Q<br>実績 | H29/3<br>通期 | H30/3<br>1Q<br>実績 | H30/3<br>2Q<br>実績 | H30/3<br>3Q<br>実績 | H30/3<br>4Q<br>実績 | H30/3<br>通期<br>計画 |
|----------|--------|--------|--------|-------------------|-------------|-------------------|-------------------|-------------------|-------------------|-------------------|
| 税引前当期純利益 | 3      | 11     | 13     | 9                 | 9           | -2                | 3                 | 45                | 42                | 89                |
|          |        |        |        |                   |             |                   |                   |                   |                   | 計画数値              |
|          |        |        |        |                   |             |                   |                   |                   |                   | 46                |
|          |        |        |        |                   |             |                   |                   |                   |                   | 42                |
|          |        |        |        |                   |             |                   |                   |                   |                   | 45                |
|          |        |        |        |                   |             |                   |                   |                   |                   | 42                |
|          |        |        |        |                   |             |                   |                   |                   |                   | 175               |
|          |        |        |        |                   |             |                   |                   |                   |                   | -1.2%             |
|          |        |        |        |                   |             |                   |                   |                   |                   | 0.8%              |
|          |        |        |        |                   |             |                   |                   |                   |                   | 26.6%             |
|          |        |        |        |                   |             |                   |                   |                   |                   | 50.6%             |
|          |        |        |        |                   |             |                   |                   |                   |                   | 0                 |
|          |        |        |        |                   |             |                   |                   |                   |                   | 0                 |
|          |        |        |        |                   |             |                   |                   |                   |                   | 0                 |
|          |        |        |        |                   |             |                   |                   |                   |                   | 9                 |
|          |        |        |        |                   |             |                   |                   |                   |                   | -23.6%            |
|          |        |        |        |                   |             |                   |                   |                   |                   | #DIV/0!           |
|          |        |        |        |                   |             |                   |                   |                   |                   | #DIV/0!           |
|          |        |        |        |                   |             |                   |                   |                   |                   | #DIV/0!           |
|          |        |        |        |                   |             |                   |                   |                   |                   | 986.1%            |

※H29/3期は、決算期変更によりH29/1~H29/3までの3ヶ月決算となっています。